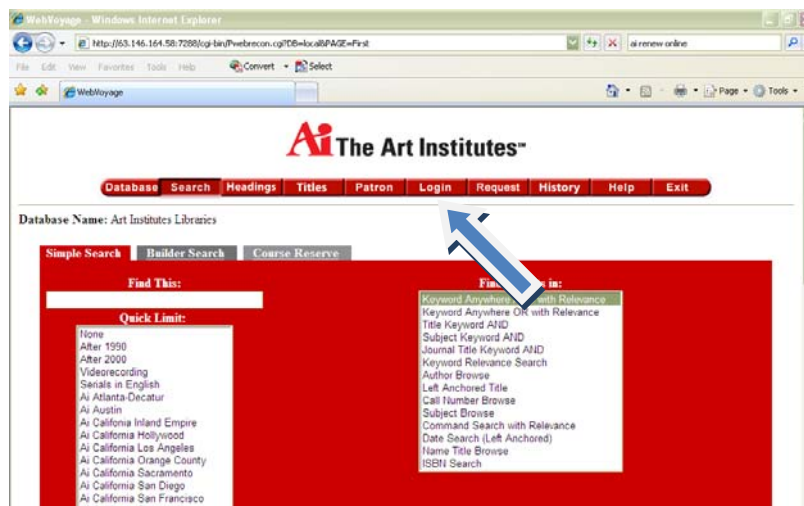


How to Renew Library Items

1. Go to the library catalog at <http://63.146.164.58:7288>
2. Select “Login” or “Patron” icon from the red taskbar.



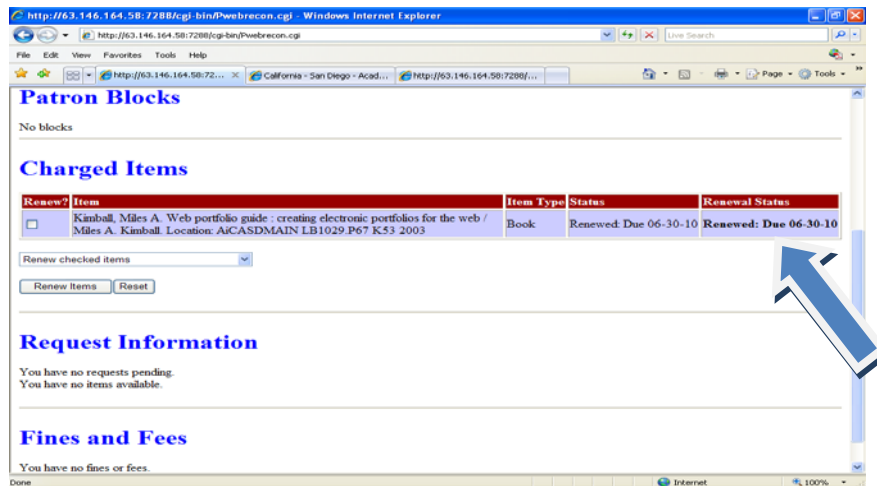
3. Enter in your barcode and last name and select the “Login” icon. Your barcode is a 14-digit number on the back of your student/staff/faculty school ID card that has been given to you at the library during your first checkout. (If you do not have this barcode, please drop by the library front desk or call us at (858) 598-1251 to obtain one.)



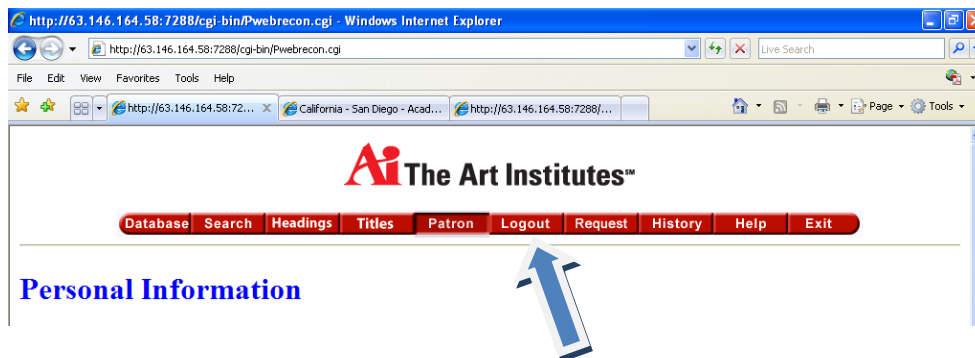
4. Once logged in, scroll down to “Charged Items” heading to see your checked out items. Click on the box under “Renew?” for items that you would like to renew and then click on the “Renew Items” icon.



- The new due date will be shown under the "Renewal Status" heading.



- To protect your privacy, be sure to logout of out of your patron account by clicking on the red "Logout" icon!



Please Note: Late items cannot be renewed and should be returned to the library as soon as possible. Late fines for books are \$0.25/day and for DVDs/VHS/CDs/other electronic media are \$1/day.